

Residential Sectional Overview



Homeowners Guide to Garage Doors

Whether you are looking to enhance your home's curb appeal, add resale value, or improve garage door safety and security, Raynor Garage Doors has the residential garage door products to suit your needs.

Homeowners Guide to Garage Doors

What to Look for in a Garage Door

There are four basic types of doors for residential properties:

Pan Door: TradeMark™ and BuildMark®

Polystyrene Insulated Door: Masterpiece™ and ShowCase™

Polyurethane Insulated Door: Aspen™ AP200, Aspen™ AP138, Aspen™ AP200LV and RockCreeke™

Aluminum Rail and Stile Glass Doors: Raynor StyleView

With the exception of the Aluminum/Glass door, they can look very similar from the outside. So what is the correct door for *your* application? Why the different types?

Lets start with Insulation:

Consider these two key elements:

1. What type of climate do you live in?
2. Is your garage attached? Detached? Underneath rooms (bi-level)?

Pan doors and **aluminum rail and stile glass doors** are not insulated. They offer virtually no R-value. Pan doors are a good choice for detached garages, or moderate climates with an attached garage. However, insulation can be added to pan doors for minimal R-value and noise suppression. Aluminum rail and stile glass doors are a great choice if aesthetics are the main concern.

Polystyrene insulated doors are a three layer door. Polystyrene insulation is bonded between two layers of steel providing a good R-value. These doors are a good choice for harsher climates (both cold and heat) as well as attached garages. Many aesthetic options and design elements are available to tailor these doors to your house for exceptional curb appeal.

Polyurethane insulated doors are also a three layer door. However, these doors feature a "foam-in-place" insulation that entirely fills all voids between the two layers of steel. Polyurethane offers the highest R-value available. This is an excellent choice for attached garages, garages that are underneath rooms and harsh climates (both hot and cold). Our Aspen™ polyurethane doors also feature Raynor's proprietary WeatherLock™ section joint and seal system. As with our polystyrene doors, many aesthetic options and design elements are available.

What about windows?

Windows can add a tremendous amount of curb appeal to your door and overall appearance of your home. There are many window options available, and consider the type of door you selected to choose the correct glass. For instance, with a pan door you can choose single pane glass, but if you need an insulated door, always select insulated glass to maintain as much R-value as possible.

Dress it up!

Raynor has many options that can be added to increase your curb appeal. You have a choice of panel designs, color options and decorative hardware in the form of straps and handles. Don't forget about the inside of the garage. You can upgrade from conventional galvanized hardware to EnduraCote™ hardware - a clean white powder coat system for your track and hardware and black powder coated springs and torsion tube, and add to your warranty period at the same time.

Raynor has a wide variety of doors and options to customize your garage door to your house, giving a perfect fit to *your* needs.



Wind Load

Products featuring the Raynor Secure icon are available with Wind Load approved designs. See your Raynor Dealer for more details.



Raynor Recycles

Products featuring the Raynor Recycles icon are manufactured with recycled material to maintain the environment.

Distinctions Series™

Creating garage doors of distinction requires the ultimate attention to detail. Raynor Distinctions Series garage doors offer the finest features the garage door industry has to offer, combined with the widest range of design options available.

RockCreeke™



- Composite overlay carriage house garage door
- R13 polyurethane insulation
- Steel, two-sided
- White, Almond, Black, Bronze, Brown, Desert Tan, Sandstone, Charcoal for Base or Board Colors
- EnduraCote™ painted track and hardware options
- Arched or square top designs
- Decorative hardware options add a finishing touch.
- Optional clear, insulated and water glass available.
- Features "For As Long As You Own Your Home" sections limited warranty against rust-through, trim boards for 5-years against discoloration and 10-years against delamination**
- **ColorWave™**: Choose from 1,500 Sherwin-Williams® colors to custom match your door to your home

Country Manor™



- NeuFoam™ insulation provides the ability to guard your garage against hot and cold temperatures.
- R18 polyurethane insulation
- Steel, two-sided
- White, Almond, Desert Tan, Sandstone, Bronze, Brown, Slate, Black
- Arched or square window designs
- Decorative hardware options add a finishing touch.
- Features "For As Long As You Own Your Home" sections limited warranty against rust, six (6) year limited warranty on hardware, and a three (3) year limited warranty on springs to the original purchaser.

Eden Coast by Raynor®



- High end wood look without the maintenance
- All our overlays are impervious to moisture, mold and mildew because they are built with environmentally friendly composite materials that provide the beauty of naturally stained wood.
- Underneath our overlays is a sturdy and durable NeuFoam™ insulated steel door base. NeuFoam™ insulation will guard your garage against hot and cold temperatures providing you with an extremely energy efficient door base (R-Value 18.3)
- WeatherLock™ section joint prevents any water from coming into your garage.
- Unique finishing techniques allow us to offer our doors in a wide assortment of traditional wood colors, custom designs are available.
- All of our windows are custom built for a one of a kind look, choose from a variety of glass options, single pane or insulated glass is available.


Raynor StyleView™



- Aluminum rail and stile garage doors
- 188 ArmorBrite™ powder coat colors available
- 7 anodized finish options available
- Ranch, Colonial, Carriage House and Mixed Panel designs available
- 2 EnduraCote™ powder coated track and hardware options
- Alternate color kick panel options
- Dozens of glass designs to choose from including tinted, frosted, acrylic, polycarbonate and more
- Features "For As Long As You Own Your Home" section limited warranty against defects in materials and workmanship, and 5-years for ArmorBrite finish**

Eden Coast by Raynor®

Eden Coast by Raynor doors are handcrafted by overlaying steel sections with environmentally-friendly composite material, providing a high-end wood look, without any of the maintenance.




1. Environmentally friendly, composite material
2. Square, routed, or round over edges available
3. Custom inlay molding available on square edge
4. Board thickness ranges from 1" to 1 1/4" to achieve desired detail
5. 2" steel sandwich door with NeuFoam™ insulation with an R-18.3
6. Doors come pre-finished in a stain color of your choice



Eden Coast by Raynor® Birmingham, Natural

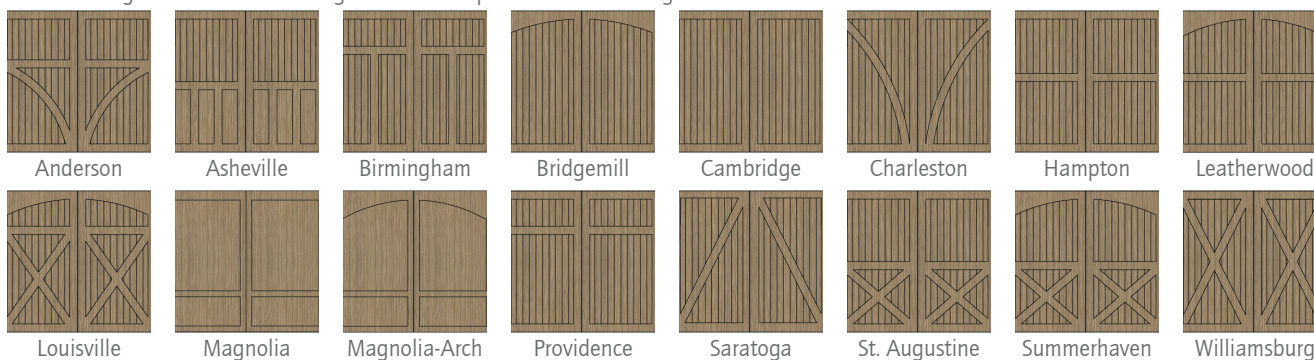
Stain Finishes

Unique finishing techniques allow us to offer our doors in a variety of traditional wood colors. Finish off your authentic look by choosing an overlay in smooth or woodgrain textures.



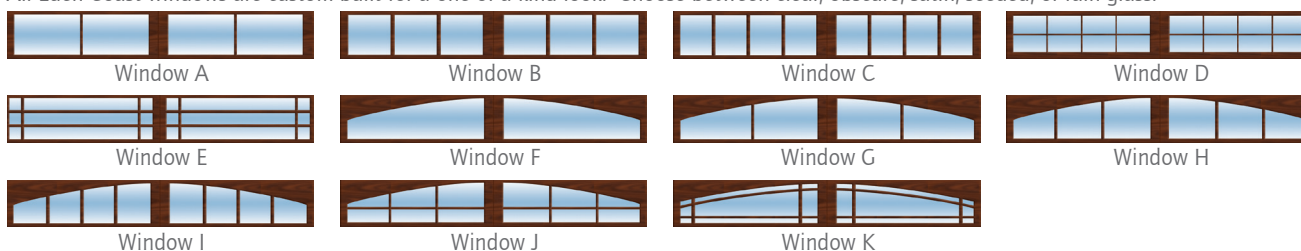
Design Options

All door designs are available in single or two-car options. Custom designs are also available!




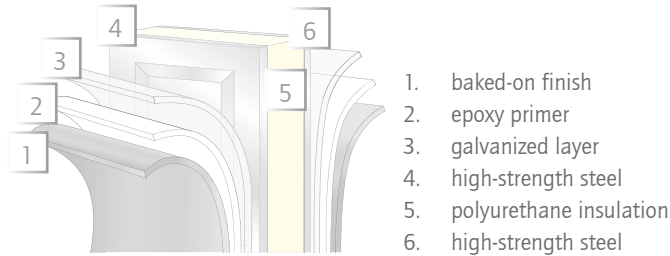
Window Options

All Eden Coast windows are custom built for a one of a kind look. Choose between clear, obscure, satin, seeded, or rain glass.



RockCreeke™

Designed to provide unsurpassed character in a maintenance-free design, Raynor RockCreeke overlay doors feature an environmentally stable trim board material.



RockCreeke, Swing-Out, White over Barn Red with 3 over 3 clear glass

Colors

Solid Base Colors



Solid Board Color



Solid Board Color



Optional Post Paint Finish

COLORWAVE™ Raynor's ColorWave™ features Sherwin-Williams® next generation post paint system for your garage door. With 1,500 colors to choose from, home and business owners can couple this elite paint system with state of the art Raynor manufacturing to craft the perfect look for their home or project.

Panel Options

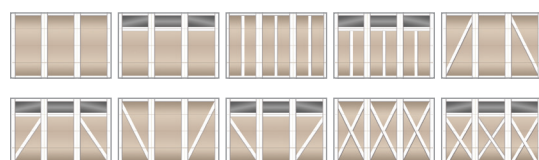
Swing-Out



Bi-Fold



Accordion



*Many other custom options available. Contact your Raynor dealer for further details.

Window Options*

1 pane



1 pane arched



3 pane***



3 over 3 pane**



3 over 3 pane arched**

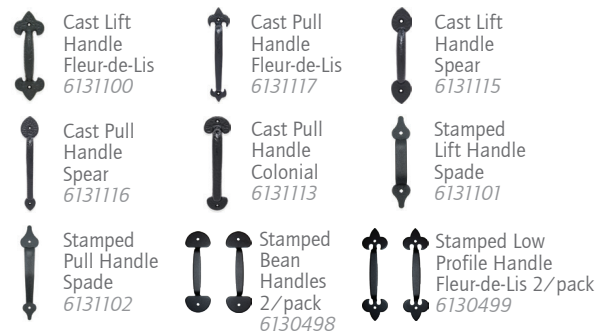


* Available in clear, water, and insulated glass
 ** Available in 4 over 4 pattern
 *** Available in 4 pane pattern


Optional Decorative Hardware

Raynor's many decorative hardware options add the finishing touches to your RockCreeke™ Door.

Handles



Straps



Track Options

Galvanized (standard)

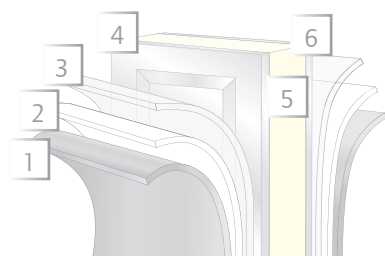


EnduraCote™ (optional)



Country Manor™

with aesthetic design options that complement every home, this door is the ideal choice for one of a kind carriage house look that will stand the test of time. Raynor's Country Manor is perfect balance between exceptional beauty and enduring quality. Country Manor is constructed with NeuFoam™ insulation which provides the ability to guard your garage against hot and cold temperatures; a WeatherLock™ section joint prevents air and water infiltration. Style and energy efficiency combine here to provide a comfortable climate in your garage.



1. baked-on finish
2. epoxy primer
3. galvanized layer
4. high-strength steel
5. polyurethane insulation
6. high-strength steel



Country Manor, Slate, Mission with 4-over-4-square windows.

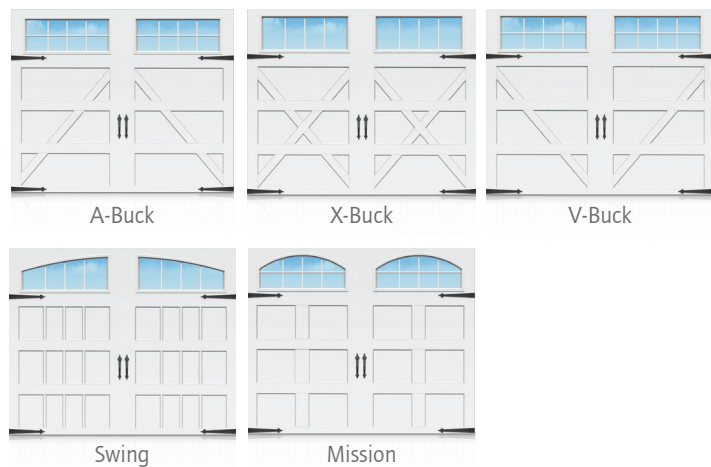
Colors

Start creating a beautiful, customized garage door design that fits your style by selecting from one of our many color options below

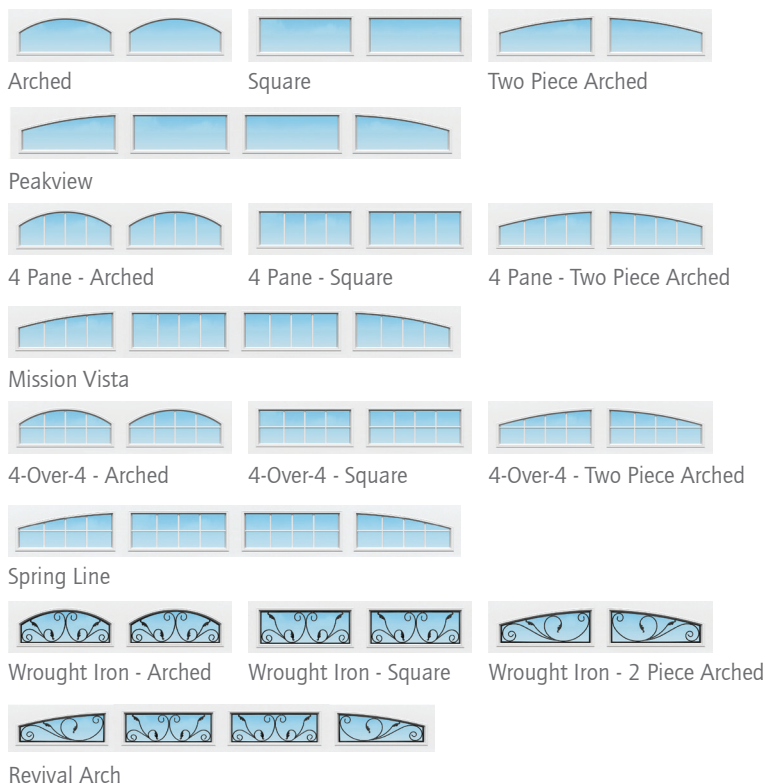


Black steel doors come standard with a Cool Chemistry™ paint finish to protect from extreme heat. For environments where extreme heat and sunlight exposures are constant, black not recommended.


Panels



Panels



Glass



Raynor StyleView™

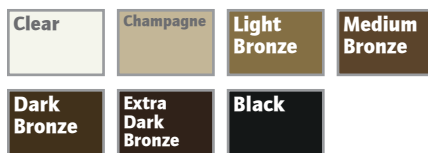
An inspiration in both form and function, Raynor StyleView garage doors offer architectural flexibility, maximum visibility and extreme durability in a maintenance-free aluminum garage door.

ArmorBrite™ Color System

Choose from over 188 Raynor ArmorBrite™ colors.



Anodized Finish Options



Hardware Options

EnduraCote™ Options

The EnduraCote Hardware System features extended-life black powder coated torsion springs and white powder coated track and hinges. Heavy-duty nylon rollers, with steel ball bearings, also help to provide superior noise reduction.



Track Options

Galvanized (Standard)
White
Black



Raynor StyleView Narrow Profile

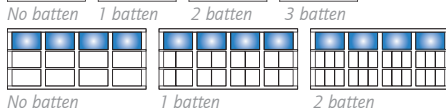
Panel Options

Custom Carriage House

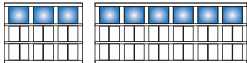
Swing-Up



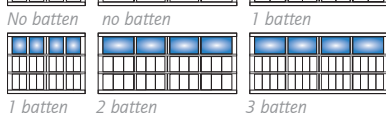
Swing-Out



Accordion

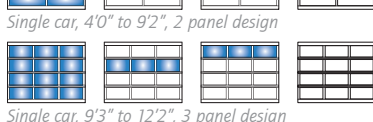


Bi-Fold

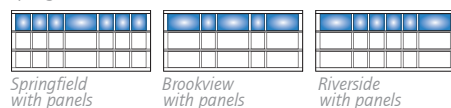
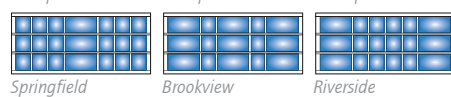
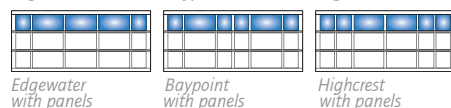
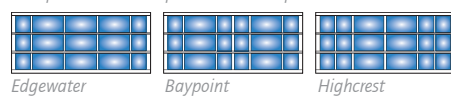

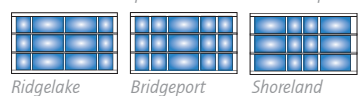
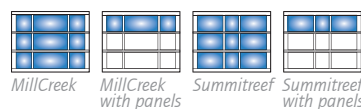


Narrow & Wide Profile

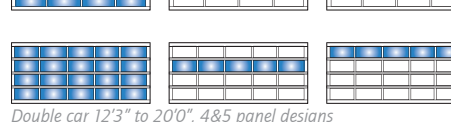
Single Car



Custom Mixed Panel



Double Car



Window Options

Custom Carriage House

1 Pane



2 Pane



2 over 2 Pane



2 over 2 Pane



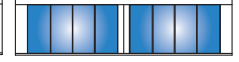
3 Pane



3 over 3 Pane



4 Pane



4 over 4 Pane

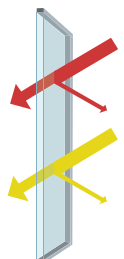


Prairie (Simulated Only)



Low-E Glass Also Available

Low-E glass is the solution for long-term exposure to high temperatures by allowing full visibility, while providing a barrier from the sun. Low-E glass is only available for Raynor StyleView doors with insulated glass.



Aspen™ Series

Aspen Series steel garage doors provide the ultimate in safety, quality, and energy efficiency in a steel, three-layer construction door design. The Aspen Series features Raynor's proprietary WeatherLock™ section joint and seal system, Neufoam™ polyurethane insulation, and a multitude of panel designs.

Aspen™ AP200LV



Environmentally Friendly

- Steel, two sided
- 2" thick, polyurethane insulation
- Available in 8 solid color options
- Raised Ranch, Raised Colonial, Recessed Ranch, Recessed Colonial, Mixed, Flush and Plank panel designs.
- Features Raynor WeatherLock™ section joint
- Optional EnduraCote™ hardware and track system
- Features "For As Long As You Own Your Home" Limited Warranty on sections and EnduraCote track and hardware, standard track and hardware 6-years and 3-years springs limited warranty*
- **ColorWave™:** Choose from 1,500 Sherwin-Williams® colors to custom match your door to your home

Aspen™ AP200




Wind Load Approved



Environmentally Friendly

- Steel, two sided
- 2" thick, polyurethane insulation
- Available in 8 solid color options
- Raised Ranch, Raised Colonial, Recessed Ranch, Recessed Colonial, Mixed, Flush and Plank panel designs.
- Features Raynor WeatherLock™ section joint
- Optional EnduraCote™ hardware and track system
- Features "For As Long As You Own Your Home" Limited Warranty on sections and EnduraCote track and hardware, standard track and hardware 6-years and 3-years springs limited warranty*
- **ColorWave™:** Choose from 1,500 Sherwin-Williams® colors to custom match your door to your home



Aspen™ AP138 - Auburn, Recessed Colonial, Colonial Magnetic Hardware

Aspen™ AP138



Wind Load Approved



Environmentally Friendly

- Steel, two sided
- 1-3/8" thick, polyurethane insulation
- Available in 8 solid color options
- Raised Ranch, Raised Colonial, Recessed Ranch, Recessed Colonial, Mixed, Flush and Plank panel designs.
- Features Raynor WeatherLock™ section joint
- Optional EnduraCote™ hardware and track system
- Features "For As Long As You Own Your Home" Limited Warranty on sections and EnduraCote track and hardware, standard track and hardware 6-years and 3-years springs limited warranty*
- **ColorWave™:** Choose from 1,500 Sherwin-Williams® colors to custom match your door to your home

AP200LV LuxeVue™

AP200LV LuxeVue door by Raynor® combines all of the aesthetic design options of our Aspen™ Series line with a dramatically larger top window section to create a beautiful door, with stunning curb appeal.

Step out of the ordinary and compliment your home's aesthetic features with a LuxeVue™ door. The AP200LV is the perfect choice for a pristine, high-end, garage door.



**Reference the LuxeVue brochure for more information on the AP200LV..*



AP200LV Almond Ranch with Mission Vista Windows




AP200LV Almond Ranch with Breckenridge Windows

Window Options



Arched




4 Pane - Arched




4-Over-4 - Arched




Wrought Iron - Arched




Square



4 Pane - Square




4-Over-4 - Square




Wrought Iron - Square




Two Piece Arched




4 Pane - Two Piece Arched




4-Over-4 - Two Piece Arched



Wrought Iron - Two Piece Arched




Peak View



Spring Line



Mission Vista

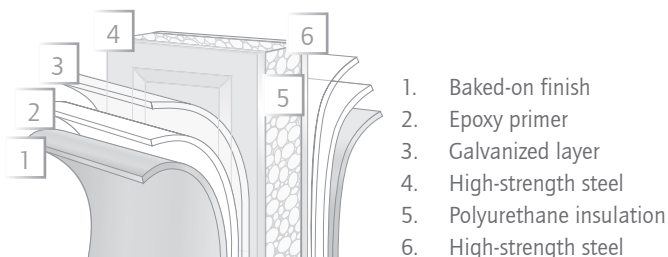


Revival Arch

Aspen™ AP200 & AP138

Raynor Aspen™ garage doors are available in two thickness options; 2" and 1 3/4". Both models feature Neufotech™ insulation technology, ensuring that 100% of the section's interior is filled with energy saving polyurethane insulation. The 2" thick AP200 has an exceptional R-value of 18, while the 1 3/4" thick AP138 has a R-value of 13. Both doors carry a "For As Long As You Own Your Home" limited section warranty against rust, six (6) year limited warranty on hardware, and a three (3) year limited warranty on springs to the original purchaser.*

Aspen™ Panel Construction



*See www.raynor.com for complete and full Limited Warranty details.



Aspen, black with colonial raised panel embossment and prairie windows.

Colors

Solid Color Options



Painted Woodtone Options

Featuring a single directional woodgrain pattern that runs uniform across the entire width of the door.



Optional Distinct Finish Woodtones**

Oak woodgrain patterns run vertical between the embossed panels and horizontal with the rails to deliver a distinct, true grain appearance.



**Not available on AP200LV or recessed ranch

Optional Post Paint Finish

Raynor's ColorWave™ features Sherwin-Williams® next generation post paint system for your garage door. With 1,500 colors to choose from, home and business owners can couple this elite paint system with state of the art Raynor manufacturing to craft the perfect look for their home or project.

Hardware Options

Standard

Aspen doors feature galvanized steel track and hinges, Egyptian coated springs, and heavy-duty nylon rollers with steel ball bearings for long life and quiet operation.

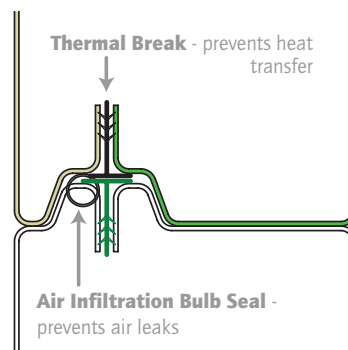
Optional

Raynor's EnduraCote™ system includes white powder coated track, end stiles and hinges, black powder coated extended life springs and torsion bar. The EnduraCote™ option also extends the Limited Warranty* on hardware and springs to the original purchaser "For As Long As You Own Your Home" against defects in material and workmanship.



WeatherLock™ Section Joints

Aspen™ doors incorporate Raynor's exclusive WeatherLock™ section joint. Raynor's proprietary modified tongue-in-groove joint provides exceptional strength, moving the joint forward to increase effectiveness of the air and water seal, keeping out unwanted water and air infiltration, while providing unyielding section strength and integrity.



Panel Options*

Aspen™ offers distinctly different panel options to help give your home a custom and unique look.




Recessed Ranch



Raised Ranch



Recessed Ranch Grooved



Flush



Raised Colonial



Recessed Colonial Grooved



Mixed Panel



Plank

Optional Window & Decorative Hardware*

Raynor's many window and decorative hardware options add the finishing touches to your Aspen™ door.

These small details customize the door to your home and increase curb appeal.

Window Options



Clear Colonial



Clear Ranch



Obscure Colonial



Obscure Ranch

Snap-In Inserts



Stockton Colonial



Stockton Ranch



Cascade Colonial



Cascade Ranch

*See Aspen Brochure for full selection.

Decorative Hardware

Handles



Cast Lift Handle
Fleur-de-Lis
6131100



Cast Pull Handle
Fleur-de-Lis
6131117



Cast Lift Handle
Spear
6131115



Cast Pull Handle
Spear
6131116



Cast Pull Handle
Colonial
6131113



Stamped Lift Handle
Spade
6131101



Stamped Pull Handle
Spade
6131102



Stamped Low Profile
Bean
Handles
2/pack
6130498



Stamped Low Profile
Handle
Fleur-de-Lis
2/pack
6130499

Straps



Stamped 16" Hinge
Spade (2" High) 6131105



Stamped 16" Hinge Narrow
Spade (1 1/2" High) 6131111



Stamped 24" Hinge
Spade 6131106



Cast 16" Hinge
Colonial 6131114



Cast 16" Hinge Spear
6131104



Cast 16" Hinge
Assembly Spear 6131103



Stamped 17" Bean
Straps 4/pack 6130491



Stamped 17" Fleur-de-Lis
Straps 4/pack 6130492

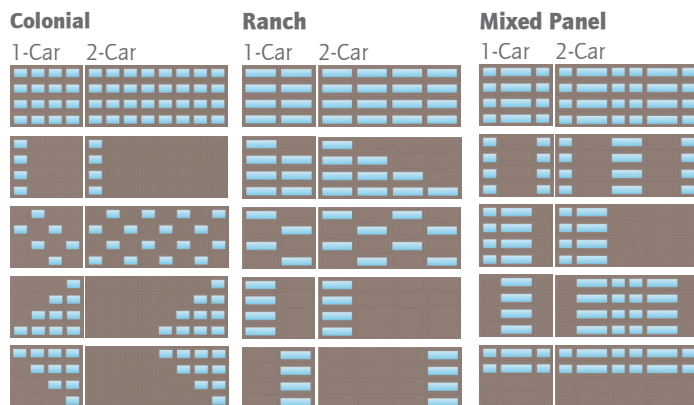
*See Aspen Brochure for full selection.

AP200 VersaView

With Raynor's VersaView door you have the ability to place windows in any location on your door. Create a contemporary look with a vertical row of lights, or get creative in your window placement for a one of a kind look. The VersaView offering increases the amount of light inside your garage while improving the look of your garage door with stylish designs that enhance the curb appeal of your home! Your Raynor Dealer can build you a door with a unique look using the customizable window placement available with the VersaView program for our Aspen AP200 doors.




AP200 VersaView Walnut Ranch with Full View Windows




Glass Options


All of our windows are tightly sealed to keep the elements out of your garage. Choose from either clear, obscure or satin glass styles.



Clear



Obscure



Satin



**VersaView available on 2" Aspen doors only. Tempered glass must be used when placing windows in the bottom 2 sections. Max size of 18' wide x 10' high. Recessed ranch panel option is not available with windows if there is an 18" section in the stack.*



ShowCase™ - White Carriage House (Grooved) with Arched Stockton Ranch Windows and Fleur-de-Lis Hardware

Traditions Series™

Traditions Series steel garage doors are built for dependable, long-lasting performance and offer homeowners an excellent option in three-layer construction. There is no product series in the industry with more flexibility and customization options, making Raynor's Traditions Series well equipped to be the ideal complement to your home's facade.

Masterpiece™



Wind Load Approved



Environmentally Friendly

- Steel, two sided
- 2" thick, polystyrene insulation
- Available in 8 solid color options
- Colonial, Ranch, Flush, Carriage House, and Flush Beadline panel designs
- Optional Dimensions Glass Styles: Frosted Beveled, Clear Beveled glass designs as well as several window inserts from which to choose
- Features "For As Long As You Own Your Home" limited warranty on sections, track, and hardware*
- EnduraCote™ Hardware System: White powder coat track and hardware, nylon rollers and black powder coated torsion bar and extended life springs

ShowCase™



Wind Load Approved

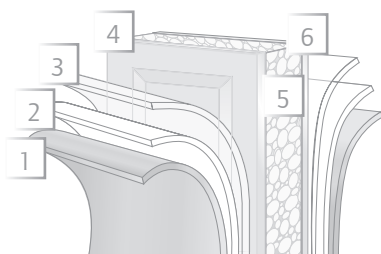


Environmentally Friendly


- Steel, two sided
- 2" thick, polystyrene insulation
- Available in 8 solid color options
- Colonial, Ranch, Flush, Carriage House, and Flush Beadline panel designs
- Modified tongue & groove section joint with vinyl thermal break
- Optional Dimensions Glass Styles: Frosted Beveled, Clear Beveled glass designs as well as several window inserts from which to choose
- Features "For As Long As You Own Your Home" limited warranty on sections, 6-years track and 3-years hardware limited warranty*

Masterpiece™

The flagship of the Raynor Traditions Series, Raynor Masterpiece steel garage doors feature 2" thick sections, a continuous thermal break between sections, and expanded polystyrene insulation bonded between two steel skins for an outstanding 10.25 R-value. Masterpiece is the only door in the Raynor Traditions Series line to feature the EnduraCote™ hardware system.



1. baked-on finish
2. epoxy primer
3. galvanized layer
4. high-strength steel
5. polystyrene insulation
6. high-strength steel



Masterpiece, Ranch

Colors

Solid Color Options



*Features the Kynar® paint process, which provides extended UV protection against fading.

Hardware

EnduraCote™

Masterpiece doors feature white EnduraCote end stiles, track and hinges, heavy-duty nylon rollers and black powder coated extended life springs and torsion bar.



Panel Options*

Colonial



Flush



Carriage House (Grooved)



Ranch



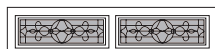
Flush Beadline



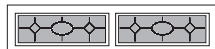
*Available with Standard Finish and ColorWave. Contact your Raynor dealer for further details.

Window Options**

Dimensions Glass



Antique Black Ranch



Oval/Diamond Black Ranch

Snap-In Inserts



Stockbridge Ranch



Stockton Ranch



Cascade Ranch



Sunburst Ranch



Sherwood Colonial



Prairie Ranch



Stockton Colonial



Cascade Colonial



Sunburst Colonial



Cathedral Colonial

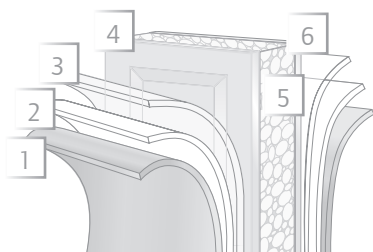


Arched Stockton Ranch

**Many other options available including clear, obscure, DSB acrylic and insulated glass. Contact your Raynor dealer for further details.

ShowCase™

Raynor ShowCase steel garage doors feature 2" thick sections, optional ColorWave™ colors, a continuous thermal break between sections, and expanded polystyrene insulation bonded between two steel skins for an outstanding 10.25 R-value. ShowCase doors feature hot-dipped galvanized steel track and hinges.



1. baked-on finish
2. epoxy primer
3. galvanized layer
4. high-strength steel
5. polystyrene insulation
6. high-strength steel



ShowCase, Grooved Carriage house

Colors

Solid Color Options



*Features the Kynar® paint process, which provides extended UV protection against fading.

Panel Options

Colonial



Flush



Carriage House (Grooved)



Ranch




Flush Beadline



*Available with Standard Finish and ColorWave. Contact your Raynor dealer for further details.

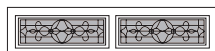
Hardware

ShowCase doors feature galvanized steel hardware and steel rollers.

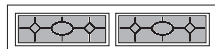


Window Options**

Dimensions Glass



Antique Black Ranch



Oval/Diamond Black Ranch

Snap-In Inserts



Stockbridge Ranch



Stockton Ranch



Cascade Ranch



Sunburst Ranch



Sherwood Colonial



Prairie Ranch



Stockton Colonial



Cascade Colonial



Sunburst Colonial



Cathedral Colonial



Arched Stockton Ranch

**Many other options available including clear, obscure, DSB, acrylic and insulated glass. Contact your Raynor dealer for further details.



TradeMark™ - White Colonial with Clear Colonial Windows

Advantage Series™

Advantage Series garage doors offer homeowners, builders, and contractors a very high-quality door with a wide-range of options and designs from which to choose.

TradeMark™



Wind Load Approved



Environmentally Friendly

- Steel door (with optional polystyrene insulation)
- 24 gauge steel
- Available in 5 solid color options or ColorWave™
- Our beautiful window designs put the finishing touch on your garage door. Choose from clear, satin or obscure glass, standard or insulated. Snap-in window designs add charm to any home. A variety of styles lets you customize your look!
- Features limited lifetime rust-through section warranty, 6-years track & hardware limited warranty and 3-years springs limited warranty*

BuildMark®



Wind Load Approved



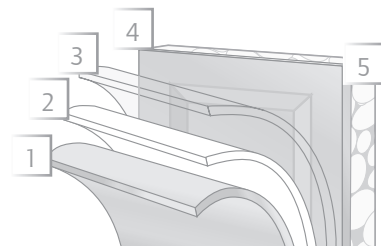
Environmentally Friendly

- Steel door (with optional polystyrene insulation)
- 25 gauge steel
- Available in 6 solid color options and optional ColorWave™
- Our beautiful window designs put the finishing touch on your garage door. Choose from clear, satin or obscure glass, standard or insulated. Snap-in window designs add charm to any home. A variety of styles lets you customize your look!
- Features limited lifetime rust-through section warranty, 6-years track & hardware limited warranty and 3-years springs limited warranty*

* See www.raynor.com/products for complete and full Limited Warranty details.

TradeMark™

The combination of durable, 24-gauge steel, defined raised panel styling and authentic woodgrain texture gives your home curb appeal with TradeMark steel garage doors. Add charm with colonial or ranch panels, or for a distinctive look on your home, choose the colonial recessed grooved style. Optional polystyrene insulation can be added to provide additional comfort and help keep your garage quieter.



1. baked-on finish
2. epoxy primer
3. galvanized layer
4. high-strength steel
5. optional polystyrene insulation




TradeMark, Ranch, with Cascade Ranch inserts

Colors

Solid Color Options



Optional Post Paint Finish


 Raynor's ColorWave™ features Sherwin-Williams® next generation post paint system for your garage door.

With 1,500 colors to choose from, home and business owners can couple this elite paint system with state of the art Raynor manufacturing to craft the perfect look for their home or project.

Hardware Options

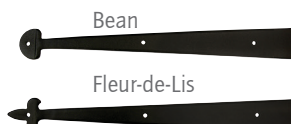
Decorative Hardware

Fleur-de-Lis
Handle



Bean
Handle

Straps



*See TradeMark brochure for full hardware selection.

Hardware

TradeMark doors feature galvanized steel hardware.




Insulation Options

An energy-saving core of polystyrene insulation provides added comfort and helps keep your garage quieter.



Panel Options*

Colonial



Ranch



Colonial Recessed Grooved



Window Options

Clear Colonial



Obscure Colonial



Clear Ranch



Obscure Ranch



Sunburst 4



Sunburst 5



Sunburst 6



Sunburst 7



Sunburst 8



Sunburst 9



Sunray (4 panel)



Berkshire



Breckenridge



Snap-In Inserts

Colonial

Sherwood



Prairie



Cathedral



Waterton



Cascade



Stockton

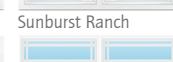


Stockbridge Ranch



Ranch

Sunburst Ranch



Prairie Ranch



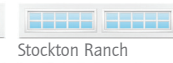
Arched Stockbridge Ranch



Waterton Ranch



Cascade Ranch



Stockton Ranch



Arched Stockton Ranch

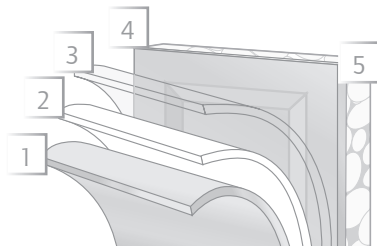


BuildMark®

This steel garage door design offers a traditional look at an affordable price. Choose from the time-honored ranch and colonial patterns or customize your garage door with a colonial recessed grooved style. Optional polystyrene insulation can be added to provide additional comfort and help keep your garage quieter.



BuildMark, Colonial, with Cascade Colonial inserts



1. baked-on finish
2. epoxy primer
3. galvanized layer
4. high-strength steel
5. optional polystyrene insulation

Colors

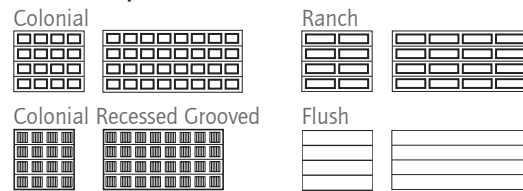
Solid Color Options



Optional Post Paint Finish


COLORWAVE™ Raynor's ColorWave™ features Sherwin-Williams® next generation post paint system for your garage door. With 1,500 colors to choose from, home and business owners can couple this elite paint system with state of the art Raynor manufacturing to craft the perfect look for their home or project.

Panel Options



Hardware Options

Decorative Hardware



*See BuildMark brochure for full hardware selection.

Straps



Hardware

TradeMark doors feature galvanized steel hardware.




Insulated Options


An energy-saving core of polystyrene insulation provides added comfort and helps keep your garage quieter.



Window Options



Snap-In Inserts



Garage Door Openers

Raynor offers a full line of residential openers, featuring a variety of horsepower and configuration options. All of our operators feature MyQ™ technology, a patented, two-way communication system that allows users to open and close the garage door and manage other household devices from anywhere in the world via a Smart Phone. Ask your authorized Raynor dealer about our residential openers, and select the ideal Raynor opener for your home.

Premium



Prodigy II® Providing an exceptional solution for garages that don't allow for a traditional garage door opener. Prodigy II is a space-saving, wall-mounted jackshaft opener. The ultra-quiet 24V DC motor-operated Prodigy II mounts easily on the wall beside the garage door.



Prodigy II® with WiFi® Space saving and heavy lifting, the Raynor Prodigy II with WiFi is the ultimate garage access solution. This opener comes fully equipped with must-have features including built in WiFi for smartphone control, MyQ® Remote LED light, integrated battery backup, and the automatic garage door lock.




General II with WiFi® General II with WiFi® features the quiet reliability of a belt drive opener combined with a battery backup. The General II with WiFi® features MyQ™ technology, a patented, two-way communication system that allows users to open and close the garage door and manage other household devices from anywhere in the world via a Smart Phone. Standard integrated WiFi® provides an all-in-one solution with free apps for Apple and Android.



Admiral II with WiFi® Admiral II with WiFi® offers the quiet reliability of a DC belt driven opener, combined with a battery backup. The Admiral II with WiFi® features MyQ™ technology, a patented, two-way communication system that allows users to open and close the garage door and manage other household devices from anywhere in the world via a Smart Phone. Standard integrated WiFi® provides an all-in-one solution with free apps for Apple and Android.



Ultra II with WiFi® Designed to handle even the heaviest doors, the Raynor Ultra II with WiFi® combines a chain drive with a 3/4 horsepower motor. A rugged I-beam rail and chasis support gives added strength and reliable operation. A dual-drive sprocket allows the opener's speed to be adjusted to optimize door and opener performance. Standard with integrated WiFi provides an all-in-one solution with free apps for Apple and Android.



Deluxe

Aviator II® with WiFi® The Aviator II garage door opener is powered by a 1/2 hp motor with a one-piece solid belt drive rail, for quiet-running performance. Standard integrated WiFi® provides an all-in-one solution with free apps for Apple and Android.

Pilot II® with WiFi® Reliable, effortless operation comes with the Pilot garage door opener, which is powered by a 1/2 hp motor with an industrial-strength chain drive. Standard integrated WiFi® provides an all-in-one solution with free apps for Apple and Android.

Standard

Corporal II™ with WiFi® A smooth-running 1/2 hp chain drive opener, the Corporal is dependable and secure. Designed for those who want an excellent combination of value and functionality. Standard integrated WiFi® provides an all-in-one solution with free apps for Apple and Android.

Airman II™ with WiFi® A smooth-running 1/2 hp belt drive opener, the Airman is dependable and secure. Designed for those who want an excellent combination of value and functionality with that everyday dependability of a Raynor opener. Standard integrated WiFi® provides an all-in-one solution with free apps for Apple and Android.

Sergeant II™ with WiFi® Designed for the consumer who values reliability, security and connectivity. The Sergeant II has built in technology to keep homeowners safe and secure while at home or away. This chain drive system offers quiet operation with industrial strength and is built to last. Standard integrated WiFi® provides an all-in-one solution with free apps for Apple and Android.





Commercial Doors

Raynor also offers a wide range of commercial grade garage doors. If you are looking for beauty, security, durability and efficiency, then Raynor has the commercial garage door you are looking for. We have a complete line of sectional doors, rolling doors, fire doors and traffic doors, as well as the operators to open them.

Sectional Doors



TC Series
ThermaSeal®
TH160
SteelForm™
AlumaView®
Commercial Aspen™



Raynor StyleView
StyleForm™
Commercial BuildMark®
Commercial TradeMark™



See your Raynor dealer for more information on our extensive line of sectional doors, from thermal efficiency to extreme durability to architecturally inspired models, find the right garage door for your building application.

High Performance



RapidCoil™

RapidCoil fabric high-speed doors utilize the industries best sealing technology, providing an extremely tight seal against wind, rain and contaminants. By combining a tight sealing door with high speed operation, a more energy efficient environment is created. The RapidCoil line also offers uncompromising safety features such as a soft bottom edge, photo eyes and reversing edge.

Rolling & Fire Doors



DuraCoil™
DuraShutter™
DuraGrille™
FireCoil™
FireCurtain™

Available in a variety of slat types and materials, our complete line of rolling doors and counter shutters perform in the most demanding industrial environments. When fire protection and safety are crucial, choose from our complete line of rolling fire-rated doors and counter shutters.

Traffic Doors



FabriCoil™

With many of the desired features of typical high-speed doors, FabriCoil Basic traffic doors offer excellent durability and reliability at an affordable price. FabriCoil traffic doors are ideal for stand-alone high traffic application, in dock applications where security is not a concern, and as a door behind a door when security is important.

Follow Us



Exclusively Distributed by:

